

ORGANISED BY:



SECOND
ANNOUNCEMENT

11-13
OCTOBER
2024

SINGAPORE
Breast Multidisciplinary
CONFERENCE
2024

Incorporating the Singapore Breast Pathology Course

▶ STRONGER TOGETHER

12 - 13 October
2024

TO REGISTER

CLICK HERE

or scan QR code



WELCOME MESSAGE

Dear Esteemed Colleagues,

It is with great pleasure that we extend our heartfelt welcome to the esteemed Singapore Breast Multidisciplinary Conference 2024 (SBMC 2024), incorporating the annual Singapore Breast Pathology Course. We express our sincere gratitude for your keen interest and invaluable participation in this esteemed gathering.

Building upon the resounding success of SBMC 2023, which attracted over 300 distinguished participants from across the globe, we are delighted to announce the upcoming conference, scheduled to take place from 11th to 13th October 2024 at the esteemed venue of PARKROYAL on Beach Road. This year's conference promises to surpass previous iterations, embracing the theme of "Stronger Together," emphasizing the paramount importance of multidisciplinary collaboration in the realm of breast care.

Our meticulously curated program is designed to provide a dynamic platform for the exchange of knowledge, fostering collaboration, and nurturing professional growth. From interactive case-based discussions to immersive workshops showcasing the latest advancements in surgical and radiological techniques, SBMC 2024 is poised to inspire and empower all attendees.

We are deeply honored to welcome esteemed experts, practitioners, and delegates from diverse specialties and regions, who will generously share their insights, best practices, and experiences. Together, we aspire to elevate the standard of breast care and effectuate a tangible impact within our field.

We cordially invite you to seize this invaluable opportunity to engage with fellow professionals, explore innovative solutions, and contribute to the collective advancement of breast healthcare.

We are privileged to feature an esteemed international faculty including Associate Professor Wendy Raymon from Australia and Professor Yunn-Yi Chen from the USA, both globally recognized figures who will undoubtedly enrich our educational content with their substantial expertise.

Once again, we extend our warmest welcome to SBMC 2024! Let us unite in pursuit of collaboration, discovery, and excellence.

Warm regards,

ORGANISING COMMITTEE

INTERNATIONAL FACULTY



Prof. Yunn-Yi Chen, MD, PhD

Professor of Clinical Pathology
Director of Breast Pathology Services
Director of Immunohistochemistry Laboratory
University of California
San Francisco, USA



Assoc. Prof. Wendy Raymond MBBS, MD, FRCPA, FIAC

Associate Professor
School of Medicine
Flinders University of South Australia
Consultant Pathologist
Flinders Medical Centre and Clinpath Pathology
Adelaide, Australia



Assoc Prof Cindy Mak

Associate Professor
University of Sydney, Matter Hospital
Director of Breast Services
Chris O'Brien Lifehouse (Camperdown)
Head of Breast Surgery
Royal Prince Alfred Hospital
Sydney, Australia



REGIONAL FACULTY



Assoc Prof Jung Ju Huang, MD

Associate Professor
Chief, Breast Reconstruction Centre
Chang Gung Memorial Hospital
Linkou, Taiwan



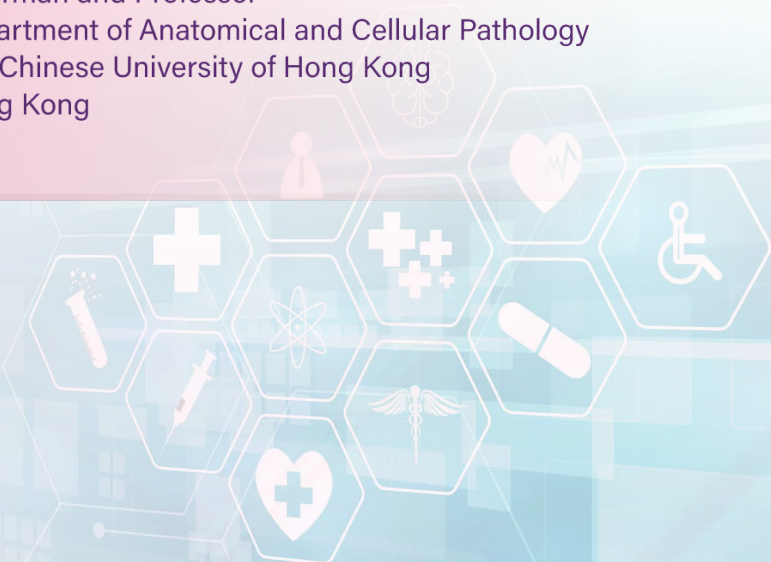
Asst Prof Wen-Ling Kuo, MD, PhD

Assistant Professor
Attending Surgeon
Division of General Surgery and Breast Surgery
Chang Gung Memorial Hospital
Linkou and Taipei, Taiwan



Prof Gary Tse MBBS, FRCPC, FCAP, DAB(AP), FRCPath, MIAC

Chairman and Professor
Department of Anatomical and Cellular Pathology
The Chinese University of Hong Kong
Hong Kong



PROGRAM AT A GLANCE

	Radiology	Surgical
Pre-Conference Workshop: Friday, 11 October		
Venue	Luma Women's Imaging Centre	Seng Kang General Hospital
Morning	Image-guided Wire and Non-wire Breast Localisation Workshop	Endoscopic Mastectomy Live Surgery (Live Observation for Surgeons)
Afternoon		Ultrasound Guided Breast Biopsy Workshop

	Radiology	Surgical	Pathology
Day 1: Saturday, 12 October			
Morning	Ask the Experts: Diagnostic Dilemmas Level Up Your Tumour Board Game	2nd Minimally Invasive Breast Surgery Symposium	Breast Pathology Slide Workshop <i>Virtual Slides Discussion with Faculty</i>
Afternoon	Harnessing Technology in Surgery Ask the Experts: Management Dilemmas		
Day 2: Sunday, 13 October			
Full Day	Multidisciplinary Discussion <i>Cases from the Files & Lecture</i>		

IMAGE-GUIDED WIRE AND NON-WIRE BREAST LOCALISATION WORKSHOP

Pre-Conference: Friday, 11 October 2024

Venue: Luma Women's Imaging Centre

Time	Program	Speaker/s
0830 - 0845	Registration	
0845 - 0900	Opening Speech by Dr Eugene Ong	
0900 - 1200	Lecture and Discussion Session 1	Moderator: <i>Dr Sonia Lee</i>
0900	Tried and Tested: US and ST-guided Wire Localisation	<i>Dr Henry Oscar</i>
0920	Where Few Dare to Tread: US and ST-guided Non-wire Localisation	<i>Dr Eugene Ong</i>
0940	Where Few Dare to Tread: MRI-guided Localisation	<i>Dr Sonia Lee</i>
1000	Question and Answer Session	
1030 - 1100	Tea Break	
1030 - 1200	Lecture and Discussion Session 2	Moderator: <i>Dr Sonia Lee</i>
1100	Pitfalls and Challenges of Breast Localisation	<i>Dr Henry Oscar</i>
1120	Expert Guide to Specimen Imaging	<i>Dr Eugene Ong</i>
1140	Question and Answer Session	<i>All panelists</i>
1200	Lunch	
1300 - 1600	Hands-on Practice Session	
1300	1. US-guided Wire and Non-wire Localisation 2. ST-guided Wire Localisation 3. ST-guided Non-wire Localisation 4. MR-guided Wire Localisation 5. MR-guided Non-wire Localisation	<i>Dr Eugene Ong Dr Henry Oscar Dr Sonia Lee</i>
1600 - 1630	Closing by Dr Sonia Lee	
1630	End of Workshop	

ENDOSCOPIC BREAST LIVE SURGERY AND ULTRASOUND GUIDED BREAST BIOPSY WORKSHOP

In conjunction with 2nd Minimally Invasive Breast Surgery Symposium

Pre Conference: Friday, 11 October 2024

Venue: Sengkang General Hospital

Time	Program	Speaker/s
0830 - 0845	Registration	
0845 - 0900	Opening Speech	
0900 - 1200	Endoscopic Mastectomy Live Surgery (Live Observation for Surgeons)	<i>Asst Prof Sabrina Ngaserin Ng Hui Na</i>
1230 - 1400	Lunch	
1400 - 1740	Ultrasound Guided Breast Biopsy Workshop	
1400	Clarity in Visualisation: Optimising Ultrasound Settings for Diagnosis and Intervention	<i>Ms Bi Zhen</i>
1415	Strategic Management: When Vacuum Assisted Biopsy can be the Diagnosis and Solution	<i>Dr Benita Tan</i>
1435	Effective Empathy: Preparation, Positioning, Anaesthesia Precision Execution: The Ultrasound Guided Vacuum Assisted Biopsy in Action Conquering Challenges: Counselling, Complications, Management	<i>Dr Lee Wai Peng</i>
1455	Vacuum-Assisted Biopsy for B3 Lesions	<i>Dr Lim Siew Kuan</i>
1510	Question and Answer Session	
1525 - 1600	Tea Break	
1600	Ultrasound Guided Intervention Hands On Workshop	<i>Dr Benita Tan Dr Lee Wai Peng Dr Lim Siew Kuan Dr Sabrina Ngaserin Dr Tan Yah Yuen</i>
1740	End of Workshop	

RADIOLOGY SYMPOSIUM

Day 1: Saturday, 12 October 2024

Venue: PARKROYAL on Beach Road

Time	Program	Speaker
0800 - 0815	Registration	
0815 - 0830	Opening Speech by Dr Eugene Ong	
0800 - 0815	Ask the Experts: Diagnostic Dilemmas	Moderator: <i>Dr Eugene Ong</i>
0830	Case-Based Interactive Discussions 1. A Curious Case of Unilateral Breast Swelling 2. Unilateral Axillary Lymphadenopathy in a Young Patient 3. What Ails this Augmented Breast? 4. Long-standing Breast Asymmetry: A 30-Year Story Question and Answer Session	Panellists: <i>Dr Rameysh Danovani</i> <i>Dr Mok Wing Yan</i> <i>Dr Pooja Jagmohan</i> <i>Dr Tang Siau-Wei</i>
1000 - 1030	Tea Break	
1030 - 1200	Level Up Your Tumour Board Game	Moderator: <i>Dr Henry Oscar</i>
1030	Making Magic in Breast Conservation: How Radiology Reports Influence Oncoplastic Surgery Techniques	<i>Dr Jeffrey Hing</i> <i>Dr Shi Haiyuan</i>
1100	Managing SCAnxiety: How Radiology Reports Influence Oncologic Decisions	<i>Dr Tan Sing Huang</i>
1120	Shine Bright Like A Diamond: How Radiology Reports Influence Radiation Therapy	<i>Dr Michelle Tseng</i>
1140	Question and Answer Session	<i>All panelists</i>
1200 - 1300	Lunch Symposium (Sponsored by MSD)	
1200	Outcomes After Neoadjuvant Systemic Treatment for Early Stage TNBC - Oncology Perspective - Surgical Perspective	<i>Dr Wong Chiung Ing</i> <i>Dr Tan Yah Yuen</i>
1300 - 1420	The Enigma of Ductal Carcinoma In Situ (DCIS)	Moderator: <i>Dr Clement Chia</i>
1300	The Making of DCIS	<i>Dr Tan Yongcheng Benjamin</i>
1320	Deciphering Mammographic Calcifications	<i>Dr Sonia Lee</i>
1340	Are We Overtreating DCIS?	<i>Dr Esther Chuwa</i>
1400	Question and Answer Session	<i>All panelists</i>
1420 - 1500	Tea Break Symposium (Sponsored by Merit Medical)	
1500 - 1545	Harnessing Technology in Surgery	Moderator: <i>Dr Tan Yah Yuen</i> <i>Dr Sonia Lee</i>
1500	Non-wire localisation of the breast - How I Do It	<i>Dr Esther Chuwa</i> <i>Dr Eugene Ong</i>
1545 - 1700	Ask the Experts: Management Dilemmas	Moderators: <i>Dr Tan Yah Yuen</i> <i>Dr Sonia Lee</i>
1545	Case-Based Interactive Discussions 1. Multiple calcifications 2. Architectural distortion 3. Non Mass Enhancement	<i>Dr Tan Ern Yu</i> <i>Dr Mok Chi Wei</i> <i>Dr Chiang Siew Hwa</i> <i>Dr Lee Yien Sien</i>
1700	Dinner Symposium (Sponsored by Novartis)	

SURGICAL SYMPOSIUM

Day 1: Saturday, 12 October 2024

Venue: PARKROYAL on Beach Road

Time	Program	Speaker
0800 - 0815	Registration	
0815 - 0830	Opening Speech	
0830 - 1000	2nd Minimally Invasive Breast Surgery Symposium	
0830	Endoscopic Breast Surgery, Technical Evolutions	<i>Asst Prof Sabrina Ngaserin</i>
0850	Robotic Breast Surgery, from Xi to SP	<i>Dr Wen-Ling Guo</i>
0910	Can all Existing Options of Reconstruction be Compatible with MIBS?	<i>Dr Allen Wong</i>
0930	Establishing the Path Towards Oncoplastic Entirely Robot-Assisted Approach (OPERA) for Free Perforator Flap Reconstruction	<i>Dr Jung Ju Huang</i>
0950	Question and Answer Session	<i>All panelists</i>
1000 - 1030	Tea Break	
1030 - 1200	Modern Therapeutic Approaches	
1030	Management of Local Recurrence after Breast Conservation Surgery	<i>Dr Celene Ng</i>
1050	Innovative Oncoplastic Approaches for Breast Cancer	<i>Dr Lim Sue Zann</i>
1110	TBC	
1140	Question and Answer Session	<i>All panelists</i>
1200 - 1300	Lunch Symposium (Sponsored by MSD)	
1200	Outcomes After Neoadjuvant Systemic Treatment for Early Stage TNBC - Oncology Perspective - Surgical Perspective	<i>Dr Wong Chiung Ing Dr Tan Yah Yuen</i>
1300 - 1420	The Enigma of Ductal Carcinoma In Situ (DCIS)	Moderator: <i>Dr Clement Chia</i>
1300	The Making of DCIS	<i>Dr Tan Yongcheng Benjamin</i>
1320	Deciphering Mammographic Calcifications	<i>Dr Sonia Lee</i>
1340	Are We Overtreating DCIS?	<i>Dr Esther Chuwa</i>
1400	Q & A	<i>All panelists</i>
1420 - 1500	Tea Symposium (Sponsored by Merit Medical)	
1500 - 1545	Harnessing Technology in Surgery	Moderators: <i>Dr Tan Yah Yuen Dr Sonia Lee</i>
1500	Non-wire Localisation of the Breast - How I Do It	<i>Dr Esther Chuwa Dr Eugene Ong</i>
1545 - 1700	Ask the Experts: Management Dilemmas	Moderators: <i>Dr Tan Yah Yuen Dr Sonia Lee</i>
1545	Case-Based Interactive Discussions 1. Multiple calcifications 2. Architectural distortion 3. Non Mass Enhancement	<i>Dr Tan Ern Yu Dr Mok Chi Wei Dr Chiang Siew Hwa Dr Lee Yien Sien</i>
1700	Dinner Symposium (Sponsored by Novartis)	

SINGAPORE BREAST PATHOLOGY COURSE 2024

Time: October 12- 13, 2024

Venue: PARKROYAL on Beach Road

► FACULTY

International Faculty:

Professor Wendy Raymond, Australia

Professor Yunn-Yi Chen, USA

Regional and Local Faculty:

Professor Gary Tse, Hong Kong

Professor Mihir Gudi, Singapore

Professor Puay Hoon Tan, Singapore

► SCIENTIFIC PROGRAMME

BREAST PATHOLOGY SLIDE WORKSHOP

Day 1: Saturday, 12 October 2024

Venue: PARKROYAL on Beach Road

Diverse cases, including breast cytology and cases with molecular pathology correlation, with valuable learning points will be contributed by faculty and individually discussed, with sharing of key points and take aways. Case mix will replicate those encountered in daily practice.

Cases will be available for preview as whole slide digital images prior to the workshop.

Educational objectives:

1. To evaluate microscopy and cytology cases encountered in daily diagnostic breast pathology practice.
2. To be familiar with histological and cytological criteria for the diagnosis of common as well as unusual breast lesions.
3. To be aware of pitfalls and challenges in the pathology and cytology of various breast lesions.
4. To review the role of adjunctive tests, including molecular pathology, in achieving diagnoses.
5. To highlight issues in receptor interpretation in breast cancer, incorporating latest updates in HER2 classification.

Virtual microscopy and discussion of cases with Faculty: Topics include ~

Intraductal epithelial proliferations, papillary breast lesions, mucinous breast lesions, lobular lesions, apocrine lesions, spindle cell lesions, fibroepithelial lesions, unusual breast cancer types, adjunctive studies, and more, with a major emphasis on cytology and molecular pathology.

Apart from discussions around the cases, lectures will be integrated into the slide seminar to enrich the content:

- **The IAC-IARC-WHO Reporting System for Breast Cytopathology - moving on from the Yokohama System (Professor Wendy Raymond)**
- **The Role of Molecular Tools in Diagnostic Breast Pathology (Professor Yunn-Yi Chen)**

Time Table

Time	Program
0800 - 0830	Registration
0830 - 0845	Welcome & Introduction
0845 - 1015	Virtual Slides Discussion with Faculty
1015 - 1045	Tea Break
1045 - 1215	Virtual Slides Discussion with Faculty
1215 - 1230	Interactive Question and Answer
1230 - 1300	Lunch
1300 - 1500	Virtual Slides Discussion with Faculty
1500 - 1530	Tea Break
1530 - 1630	Virtual Slides Discussion with Faculty
1630 - 1700	Interactive Question and Answer
1700	End of Day 1



MULTIDISCIPLINARY DISCUSSION

Day 2: Sunday, 13 October 2024

Venue: PARKROYAL on Beach Road

The important role of the pathologist in the multidisciplinary breast team will be emphasised.

Cases from the Singapore files will be discussed with pathology as a central focus impacting clinical management.

Nuances in pathology reporting, clarity in communicating uncertainties, collective decision making for optimising patient care, will be addressed.

Concise pathology summaries of topics discussed will serve as anchors for the cases.

Educational objectives:

1. To understand the important role of pathologists in pre-operative diagnosis on limited core biopsies.
2. To participate in multidisciplinary discussions for personalised patient management.
3. To revisit criteria for diagnosis of various breast lesions.
4. To reiterate relevant pathology data items in the report for optimal management.

Time	Program	Speaker
0800 - 0830	Registration	
0830 - 1230	Morning Session	
	Aim: To focus on challenges of core biopsy diagnosis, in particular the 'borderline' breast lesions (and subsequent excisions) with radiological-pathological correlation	
0830 - 100	Cases From the Files & Lecture I	Moderator: <i>Dr Chan Ching Wan</i>
0830	Pathology of Borderline Lesions and Risk of Upgrade in Core Biopsies.	<i>Prof Wendy Raymond Dr Sim Yi Rong Dr Juliana Chen Dr Ian Tay Dr Goh Yong Geng</i>
1000 - 1030	Tea Symposium (Sponsored by Oncotype DX®)	
1030 - 1200	Cases From the Files & Lecture II	Moderator: <i>Dr Tang Siau-Wei</i>
1030	Invasive Lobular Carcinoma – Morphologic and Molecular Classification	<i>Prof Yunn-Yi Chen Dr Mok Chi Wei Dr Thida Win Dr Amanda Liew Dr Wong Chiung Ing</i>
1200 - 1300	Lunch Symposium (Sponsored by AstraZeneca)	Moderator: <i>Prof Tan Puay Hoon</i>
1200	Navigating HER2-Low Testing and BEYOND in Breast Cancer	<i>Prof Yunn-Yi Chen</i>
1220	Instructional Case Set (Slides Discussion)	<i>Prof Yunn-Yi Chen</i>
1250	Question and Answer Session	

Time	Program	Speaker
1300 - 1700	Afternoon Session	
	Aim: To focus on pathology diagnosis for oncologic management, including tips on classification and assessment	
1300 - 1430	Cases From the Files & Lecture III	Moderator: <i>Dr Peter Ang</i>
1300	Genotype-phenotype Correlation in Breast Tumors and Diagnostic Applications	<i>Prof Yunn-Yi Chen Dr Donald Poon Dr Karmen Wong</i>
1430 - 1500	Tea Break	
1500 - 1630	Cases From the Files & Lecture IV	Moderator: <i>Dr Joy Lee</i>
1500	Axillary Lymph Node Biopsy in Breast Cancer Patients: Why, When, How and What if	<i>Prof Wendy Raymond Dr Tan Qing Ting Dr Cheryl Lim Dr Michelle Tseng Dr Tan Sing Huang</i>
1630 - 1650	Question and Answer Session	
1650 - 1700	Closing Remarks by Dr Tan Yah Yuen & Dr Sonia Lee	
1700	End of Singapore Breast Multidisciplinary Conference	



REGISTRATION FEES

Pre-Conference Workshops (11 October 2024)

Programme	Fee
Workshops for Surgeons (<i>Limited Seats Available</i>)	
- Endoscopic Mastectomy Live Surgery (<i>Morning Live observation</i>)	SGD 50
- Ultrasound Guided Breast Biopsy Workshop (<i>Afternoon Workshop</i>)	SGD 50
- Both Workshops (<i>Full Day</i>)	SGD 80
Workshop for Radiologists and Radiographers (<i>30 Seats Available Only</i>)	
- Image-guided Wire and Non-wire Breast Localisation Workshop (<i>Full Day Workshop</i>)	SGD 80

Main Conference (12 - 13 October 2024)

Category	Early Bird Rate (Till 31 st August 2024)		Regular Rate (From 1 st September 2024)	
	Day Pass	Whole Conference	Day Pass	Whole Conference
Doctors and Scientists	SGD 225	SGD 400	SGD 275	SGD 500
Doctors-in-Training	SGD 100	SGD 150	SGD 125	SGD 200
Others+	SGD 100	SGD 150	SGD 125	SGD 200

+ Students, Nurses, Pharmacists, Radiographers, Technologist, and other Allied Health Professionals.

Doctors in-training and students are to produce proof from their institution.

* Bundle/group registration (10 pax and above) will receive 10% Discount

Mode of Payment

- Cheque / Bank Draft
 - In Singapore Dollars, made payable to **"Association of Pathologists, Singapore"**
 - Bank Transfer / Telegraphic Transfer ++
 - Credit Card (Stripe)
- ++ More details will be provided after completion of online registration.


Registration Notes

- Your registration will only be confirmed upon receiving your payment. An official receipt will be sent to you within 10 working days upon receiving your payment.
- Pre-registration closes on **30th September 2024**. Submissions received after this date will be considered as on-site registration.


Cancellation Policy

- Request for cancellation/replacement must be made in writing to the Conference Secretariat, latest by **10th September 2024**. The organising committee regrets that requests received after this date will not be entertained.
- Please take note that refunds (**less 20%** for administrative charges) will be issued after the event.

MANAGED BY

 Wizlink Consulting Pte Ltd
2 Venture Drive, #06-25, Vision Exchange
Singapore 608526

 +65 6774 5201

 secretariat@sbmc.org.sg

For updated information, please visit www.sbmc.org.sg